




















# Blackline Master 5.1c

## Safety Symbols

### Hazardous Household Product Symbols (HGPS)

The warning symbols on household products were developed to indicate exactly why and to what degree a product is dangerous.

		poison	flammable	explosive	corrosive
					
danger					
warning					
caution					

### WHMIS Symbols

The Workplace Hazardous Materials Information System (WHMIS) symbols were developed to standardize the labelling of dangerous materials used in all workplaces, including schools. Pay careful attention to any warning symbols on the products or materials that you handle.

	compressed gas		dangereously reactive materials		oxidizing material		poisonous and infectious material causing immediate and serious toxic effects
	flammable and combustible material		biohazardous infectious material		corrosive material		poisonous and infectious material causing other toxic effects